

Morningstar Overall Rating **★★★★**

1. BU Asia Pacific Flexi Allocation Fund ("the Fund") is a sub-fund of BU Investment Series OFC ("the Company"), which is a public open-ended fund company ("OFC") (business registration number 72687438) regulated under the laws of Hong Kong, with variable capital and limited liability and segregated liability between sub-funds.
2. The Fund invests in emerging markets and may be subject to higher liquidity and volatility risks.
3. The Fund is subject to equity markets risk such as changes in investment sentiment, political, economic conditions and issuer-specific factors which may adversely affect the fund value.
4. The Fund invests in debts or fixed income securities are exposed to interest rates, credit/counterparty, downgrading, volatility and liquidity, valuation and sovereign debt and credit rating risks which may adversely affect the price of the debt securities.
5. The Fund may invest in below investment grade or non-rated debt securities which are subject to greater volatility and liquidity risks than higher-rated securities.
6. The Fund is exposed to concentration risk in Asia Pacific region and may be more volatile than in a more diverse portfolio of investment.
7. The Fund is also subject to risk associated with regulatory requirements and high market volatility and potential settlement difficulties of the equity markets in Asia Pacific Region.
8. The directors may at its discretion make distributions from income and/or capital in respect of the distributing classes of the Fund. Distributions paid out of capital amount to a return or withdrawal of part of the shareholder's original investment or from any capital gains attributable to that original investment. Such distribution may result in an immediate reduction of the net asset value per share.
9. In terms of currency hedged class shares, adverse exchange rate fluctuations between the base currency of the Fund and the class currency of the currency hedged class shares may result in a decrease in return and/or loss of capital for shareholders. Over-hedged or under-hedged positions may arise and there can be no assurance that the currency hedged class shares will be hedged at all times or that the manager will be successful in employing the hedge.
10. RMB is currently not a freely convertible currency as it is subject to exchange controls and restrictions. Non-RMB based (e.g. Hong Kong) investors are exposed to foreign exchange risk and there is no guarantee that the value of RMB against the investors' base currencies (for example HKD) will not depreciate. Any depreciation of the RMB could adversely affect the value of investors' investments.
11. The Fund may acquire financial derivative instruments for hedging and investment purposes. Given the leverage effect embedded in financial derivative instruments, the Fund may be exposed to significant losses.
12. Investors should not make an investment decision based solely on this material.

## OBJECTIVE

The Fund seeks to achieve long-term capital growth and income by investing in equity securities or debt securities, that are either traded in the Asia Pacific region or issued by companies incorporated in the Asia Pacific region or companies which have significant operations in or derive significant portion of revenue from the Asia Pacific region.

## FUND POSITIONING

An Asia Pacific equity-biased mixed asset income fund.  
Investing in blue-chip stocks to capture upside with a lower volatility strategy.  
Investing in bonds and cash to enhance yields and diversify portfolio risks.

## FUND DETAILS

Base Currency	US\$
Management fee	1.50% p.a.
Preliminary Charge	Up to 5.00%
Realization Charge	Currently waived
Dealing Frequency	Daily (HK Business days)
Fund Size	US\$ 18 Million

	NAV Per Share	Launch Date**
A HKD (Dis)	HK\$ 84.49	30 September 2021
A AUD Hgd (Dis)*	AU\$ 6.95	30 September 2021
A NZD Hgd (Dis)*	NZ\$ 7.32	30 September 2021
A USD (Dis)	US\$ 8.41	30 September 2021
A RMB Hgd (Dis)'	RMB 80.15	30 September 2021
A USD (Acc)	US\$ 12.87	30 September 2021

## CODES

	ISIN	Bloomberg
A HKD (Dis)	HK0000224219	BEAPAH HK
A AUD Hgd (Dis)*	HK0000224227	BEAPAU HK
A NZD Hgd (Dis)*	HK0000224243	BEAPAN HK
A USD (Dis)	HK0000224201	BEAPAU HK
A RMB Hgd (Dis)'	HK0000224235	BEAFAR HK
A USD (Acc)	HK0000224250	BEAPAU HK

## PERFORMANCE

	Cumulative Performance %					Calendar Year Performance %**					Volatility % 3 Years (Annualised)
	YTD	1 Year	3 Years	5 Years	Since Launch	2024	2023	2022	2021	2020	
A HKD (Dis)	-1.2	1.9	-6.6	21.2	29.1	8.6	9.8	-24.5	4.9	23.8	14.2
A AUD Hgd (Dis)*	-1.4	0.7	-11.7	10.9	10.9	7.1	7.5	-26.2	3.3	22.0	14.3
A NZD Hgd (Dis)*	-1.4	1.8	-8.5	15.6	19.5	8.5	9.2	-25.7	3.4	22.4	14.3
A USD (Dis)	-1.4	2.6	-6.2	21.5	28.7	9.3	9.8	-24.6	4.3	24.4	14.4
A RMB Hgd (Dis)*	-1.7	-0.3	-12.4	17.2	34.3	6.0	6.5	-24.8	6.7	25.5	14.1
A USD (Acc)	-1.3	2.6	-6.1	21.5	28.7	9.2	9.7	-24.7	4.3	24.5	14.3

\*\*The Fund was launched on 30 September 2021 upon the restructuring of BEA Union Investment Series - BEA Union Investment Asia Pacific Flexi Allocation Fund (the "Predecessor Fund", with inception on 6 Feb 2015) to the Fund. The performance / fund price / dividend record / Morningstar rating (if applicable) shown on or before the date of the restructuring has been simulated based on the respective information of a unit class of Predecessor Fund with the same investment objectives, risk profiles, and materially the same fee structures and investment policies of the respective share class of the Fund.



## DIVIDEND<sup>^</sup>

	Dividend per Share	Annualized Yield
A HKD (Dis)	0.34000	4.7%
A AUD Hgd (Dis)*	0.02500	4.2%
A NZD Hgd (Dis)*	0.02600	4.2%
A USD (Dis)	0.03400	4.8%
A RMB Hgd (Dis)*	0.18000	2.6%



Scan QR code  
for fund literature



(852) 3608 0321



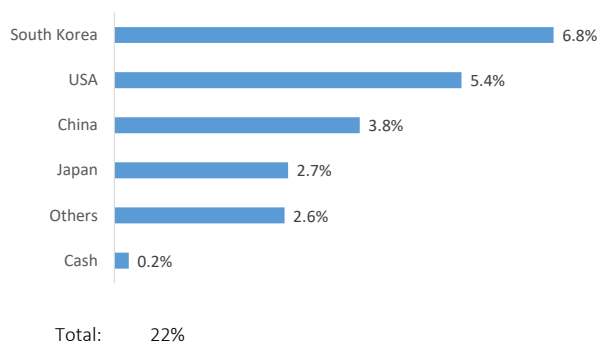
bea-union-investment.com



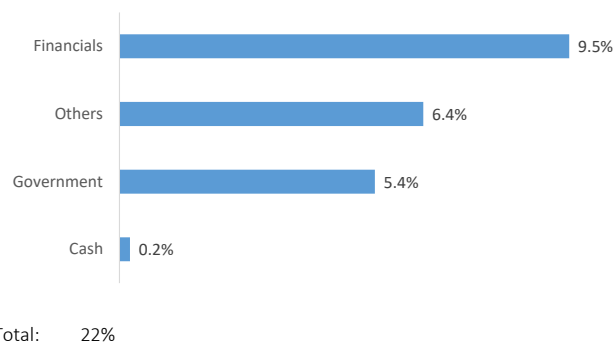
BEA union Investment



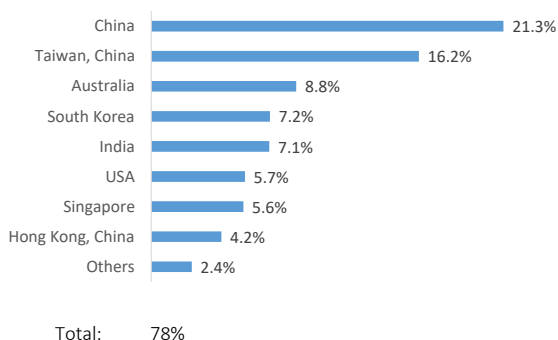
## GEOGRAPHICAL ALLOCATION - BONDS



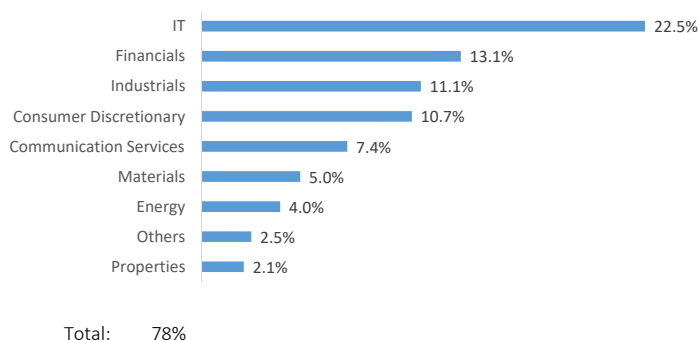
## SECTOR ALLOCATION - BONDS



## GEOGRAPHICAL ALLOCATION - EQUITIES



## SECTOR ALLOCATION - EQUITIES



## TOP HOLDINGS

	Market	Asset	Weights
Taiwan Semiconductor Manufacturing Co Ltd	Taiwan, China	Equity	9.0%
United States Treasury Note 3.88% 15/08/2034	USA	Bond	4.3%
Alibaba Group Holding Ltd	China	Equity	4.2%
Korea Housing Finance 4.63% 24/02/2033	South Korea	Bond	2.7%
DBS Group Holdings Ltd	Singapore	Equity	2.4%
MediaTek Inc	Taiwan, China	Equity	2.3%
Xiaomi Corp	China	Equity	2.2%
SK Hynix Inc	South Korea	Equity	2.1%
Sea Ltd	Singapore	Equity	1.9%
KB Capital Co Ltd 1.50% 28/10/2025	South Korea	Bond	1.9%

\*Hgd: Hedged.

+©2025 Morningstar. The rating is for Class A USD (Accumulating). The rating is for reference only and should not be construed as buy and sell recommendation of investment.

\*Please refer to the dividend notice available on website for dividend composition information and details. Dividend only applies to distributing classes and is not guaranteed. Past dividend record is not indicative of future dividend likely to be achieved. Annualised dividend yield = (dividend of the current month x 12) / last month end NAV x 100%. Please note that a positive distribution yield does not imply a positive return. Investors should not make any investment decision solely based on information contained in the table above. You should read the relevant offering document (including the key facts statement) of the fund for further details including the risk factors.

Source: Lipper, BEA Union Investment Management Limited

Performance is calculated in the respective class of denominated currencies on a NAV to NAV basis. Gross income is re-invested. HKD/USD based investors are exposed to foreign exchange fluctuations.

## SUMMARY STATISTICS

Bond Portfolio Only	
Current Yield	4.0%
Average Credit Rating	AA-
Investment Grade	97.4%
Non-investment Grade	2.6%
Duration	4.6 Years

Month-end asset mixes may total greater than/less than 100% due to rounding. As such the values of the geographical and section allocation displayed may not total 100%.

Investments in the Fund are subject to investment risks, including the possible loss of the principal amount invested. For full details and risk factors of the Fund, please refer to the prospectus of the Fund. Investors should also read the prospectus of the Fund for detailed information prior to any subscription. The information contained herein is only a brief introduction to the Fund. Investors should be aware that the price of share may go down as well as up, as the investments of the Fund are subject to market fluctuations and to the risks inherent in all investments. Past performance is not indicative of future performance. The Fund has been authorized by the Securities and Futures Commission ("SFC") in Hong Kong. SFC authorization is not a recommendation or endorsement of a scheme nor does it guarantee the commercial merits of a scheme or its performance. It does not mean the scheme is suitable for all investors, nor is it an endorsement of its suitability for any particular investor or class of investors. This material and website has not been reviewed by the SFC in Hong Kong.

Issuer: BEA Union Investment Management Limited



Scan QR code  
for fund literature



(852) 3608 0321



bea-union-investment.com



BEA union Investment

