

1. BEA Union Investment China Bond Selection Fund (the "Fund") is subject to general investment risk, China market concentration risk, emerging market risk and currency risk.
2. The Fund invests in debt securities or fixed income securities are subject to risks in interest rates, credit/counterparty, downgrading, volatility and liquidity, valuation and sovereign debt and credit rating risks which may adversely affect the price of the debt securities.
3. The Fund may invest significantly in below investment grade or non-rated debt securities, including high yield bonds, which are generally subject to lower liquidity, higher volatility and greater risk of loss of principal and interest than higher rated securities.
4. The manager may at its discretion make distributions from income and/or capital in respect of the distributing classes of the Fund. Distributions paid out of capital amount to a return or withdrawal of part of the unitholder's original investment or from any capital gains attributable to that original investment. Such distribution may result in an immediate reduction of the net asset value per unit.
5. In terms of currency hedged class units, adverse exchange rate fluctuations between the base currency of the Fund and the class currency of the currency hedged class units may result in a decrease in return and/or loss of capital for unitholders. Over-hedged or under-hedged positions may arise and there can be no assurance that the currency hedged class units will be hedged at all times or that the manager will be successful in employing the hedge.
6. RMB is currently not a freely convertible currency as it is subject to exchange controls and restrictions. Non-RMB based (e.g. Hong Kong) investors are exposed to foreign exchange risk and there is no guarantee that the value of RMB against the investors' base currencies (for example HKD) will not depreciate. Any depreciation of the RMB could adversely affect the value of investors' investments.
7. The Fund may use financial derivative instruments for hedging and investment purposes which may not achieve the intended purpose and may result in significant losses. Risks associated with derivative instruments include counterparty/ credit risk, liquidity risk, valuation risk, volatility risk and over-the-counter transaction risk.
8. Investors should not make an investment decision based solely on this material.

## OBJECTIVE

The Fund is to seek medium to long term capital growth and regular income by primarily investing in China debt securities. It may invest flexibly in investment grade, below investment grade and/or non-rated debt securities.

## FUND POSITIONING

- Invested flexibly in China investment grade and high yield bonds
- Active management of China bond portfolio and aims to achieve stable income and capital growth

## FUND DETAILS

Base Currency	US\$
Management fee	1.20% p.a.
Preliminary Charge	Up to 5.00%
Realization Charge	Currently waived
Dealing Frequency	Daily (HK Business days)
Fund Size	US\$ 16 Million

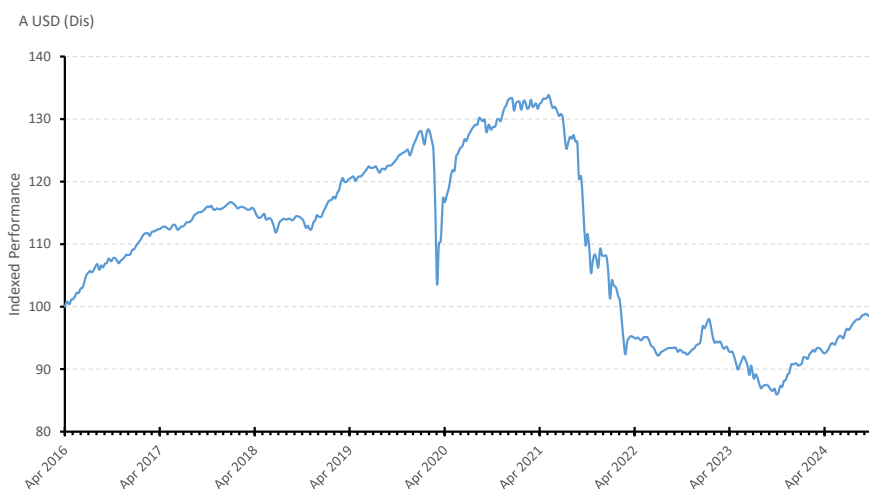
	NAV Per Unit	Launch Date
A RMB Hgd (Acc)*	RMB 86.29	01 November 2021
A USD (Dis)	US\$ 5.41	22 April 2016
A HKD (Dis)	HK\$ 54.26	22 April 2016
A AUD Hgd (Dis)*	AU\$ 4.92	22 April 2016
A RMB Hgd (Dis)*	RMB 51.72	22 April 2016

## CODES

	ISIN	Bloomberg
A RMB Hgd (Acc)*	HK0000775939	BEHYIAR HK
A USD (Dis)	HK0000288032	BEACYAU HK
A HKD (Dis)	HK0000288040	BEACYAH HK
A AUD Hgd (Dis)*	HK0000288057	BEACYAA HK
A RMB Hgd (Dis)*	HK0000288065	BEACYAR HK

## PERFORMANCE

	Cumulative Performance %					Calendar Year Performance %					Volatility %
	YTD	1 Year	3 Years	5 Years	Since Launch	2023	2022	2021	2020	2019	3 Years (Annualised)
A RMB Hgd (Acc)*	4.7	9.9	N/A	N/A	-13.7	-6.2	-12.3	0.2#	N/A	N/A	N/A
A USD (Dis)	7.5	13.2	-10.8	-21.4	-2.3	-3.6	-12.7	-19.1	5.7	10.4	6.8
A HKD (Dis)	6.9	12.6	-10.8	-22.1	-2.1	-3.4	-12.7	-18.6	5.2	9.7	6.7
A AUD Hgd (Dis)*	6.4	12.1	-13.7	-25.4	-10.0	-5.3	-13.0	-19.6	4.5	8.6	6.7
A RMB Hgd (Dis)*	4.7	9.9	-14.8	-22.5	0.6	-6.3	-12.3	-17.2	6.9	10.3	6.5



## DIVIDEND<sup>^</sup>

	Dividend per Unit	Annualized Yield
A USD (Dis)	0.02760	6.0%
A HKD (Dis)	0.27600	6.0%
A AUD Hgd (Dis)*	0.02090	5.0%
A RMB Hgd (Dis)*	0.14300	3.2%



Scan QR code  
for fund literature



(852) 3608 0321



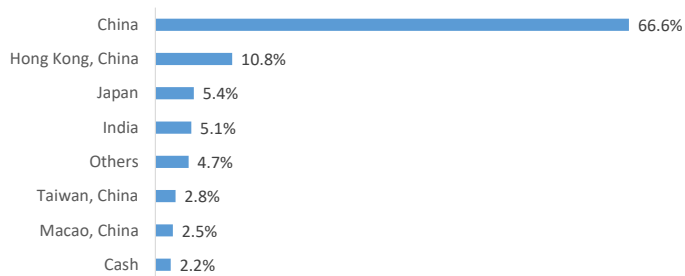
bea-union-investment.com



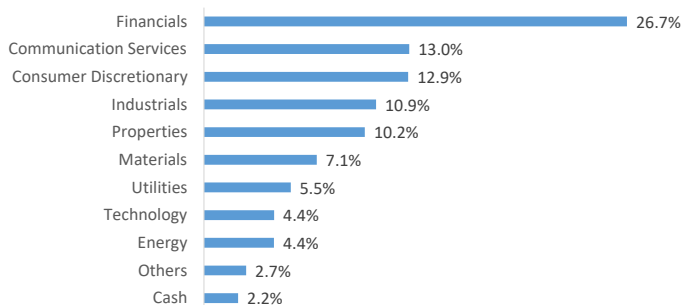
BEA union Investment



## GEOGRAPHICAL ALLOCATION - BONDS



## SECTOR ALLOCATION - BONDS



## TOP HOLDINGS

	Market	Weights
Meiji Yasuda Life Insurance Floating 11/09/2054	Japan	2.9%
Alibaba Group Holding Ltd 4.00% 06/12/2037	China	2.8%
Tencent Holdings Ltd 2.88% 22/04/2031	China	2.8%
Tencent Holdings Ltd 3.93% 19/01/2038	China	2.2%
China Cinda 2020 3.00% 20/01/2031	China	2.2%
Dianjian Haiyu Ltd 4.30% 10/09/2027	China	2.2%
BOC Aviation Ltd 3.00% 11/09/2029	China	1.7%
Dah Sing Bank Ltd Floating 15/11/2033	Hong Kong, China	1.7%
CNAC HK Finbridge Co Ltd 3.00% 22/09/2030	China	1.7%
Nanyang Commercial Bank Floating 06/08/2034	Hong Kong, China	1.6%

\*Hgd: Hedged.

#Since launch till the 31 December of the same year.

^Please refer to the dividend notice available on website for dividend composition information and details. Dividend only applies to distributing classes and is not guaranteed. Past dividend record is not indicative of future dividend likely to be achieved. Annualised dividend yield = (dividend of the current month x 12) / last month end NAV x 100%. Please note that a positive distribution yield does not imply a positive return. Investors should not make any investment decision solely based on information contained in the table above. You should read the relevant offering document (including the key facts statement) of the fund for further details including the risk factors.

Source: Lipper, BEA Union Investment Management Limited

##The name of "BEA Union Investment China High Yield Income Fund " was changed to "BEA Union Investment China Bond Selection Fund " on 3 January 2023 with effect.

## SUMMARY STATISTICS

Overall Portfolio	
Yield To Maturity	6.3%
Average Credit Rating	BBB
Investment Grade	75.1%
Non-investment Grade	24.9%
Duration	5.5 Years

Performance is calculated in the respective class of denominated currencies on a NAV to NAV basis. Gross income is re-invested. HKD/USD based investors are exposed to foreign exchange fluctuations.

Month-end asset mixes may total greater than/less than 100% due to rounding. As such the values of the geographical and section allocation displayed may not total 100%.

Investments in the Fund are subject to investment risks, including the possible loss of the principal amount invested. For full details and risk factors of the Fund, please refer to the explanatory memorandum of the Fund. Investors should also read the explanatory memorandum of the Fund for detailed information prior to any subscription. The information contained herein is only a brief introduction to the Fund. Investors should be aware that the price of units may go down as well as up as the investments of the Fund are subject to market fluctuations and to the risks inherent in all investments. Past performance is not indicative of future performance. The Fund has been authorised by the Securities and Futures Commission ("SFC") in Hong Kong. SFC authorisation is not a recommendation or endorsement of a scheme nor does it guarantee the commercial merits of a scheme or its performance. It does not mean the scheme is suitable for all investors nor is it an endorsement of its suitability for any particular investor or class of investors. This material has not been reviewed by the SFC in Hong Kong.

Issuer: BEA Union Investment Management Limited



Scan QR code  
for fund literature

(852) 3608 0321

bea-union-investment.com



BEA union Investment