

Morningstar Overall Rating⁺ ★ ★ ★

1. BU China Phoenix Fund ("the Fund") is a sub-fund of BU Investment Series OFC ("the Company"), which is a public open-ended fund company ("OFC") (business registration number 72687438) regulated under the laws of Hong Kong, with variable capital and limited liability and segregated liability between sub-funds.
 2. The Fund is subject to general investment risk, China market concentration risk, equity market risk, risk associated with Stock Connect, Mainland China tax risk, emerging market risk as well as currency risk.
 3. In terms of currency hedged class units, adverse exchange rate fluctuations between the base currency of the Fund and the class currency of the currency hedged class shares may result in a decrease in return and/or loss of capital for shareholders. Over-hedged or under-hedged positions may arise and there can be no assurance that the currency hedged class shares will be hedged at all times or that the manager will be successful in employing the hedge.
 4. RMB is currently not a freely convertible currency as it is subject to exchange controls and restrictions. Non-RMB based (e.g. Hong Kong) investors are exposed to foreign exchange risk and there is no guarantee that the value of RMB against the investors' base currencies (for example HKD) will not depreciate. Any depreciation of the RMB could adversely affect the value of investors' investments.
 5. The Fund may use financial derivative instruments for hedging and investment purposes which may not achieve the intended purposes and may result in significant losses. Risks associated with derivative instrument include counterparty credit risk; liquidity risk, valuation risk, volatility risk and over-the-counter risks.
 6. Investors should not make an investment decision based solely on this material.

OBJECTIVE

The Fund seeks long-term capital appreciation through investing primarily in Chinese equity securities

FUND POSITIONING

- 70-100% in China and Hong Kong listed stocks
- Max. 30% in multinational corporations which benefit from China's economic growth, including overseas-listed Chinese corporations

FUND DETAILS

Base Currency	US\$
Management fee	1.75% p.a.
Preliminary Charge	Up to 5.00%
Realization Charge	Currently waived
Dealing Frequency	Daily (HK Business days)
Fund Size	US\$ 6 Million

	NAV Per Share	Launch Date**
A USD	US\$ 10.86	30 September 2021
A HKD	HK\$ 108.48	30 September 2021
A RMB (Hedged)	RMB 108.62	30 September 2021

CODES

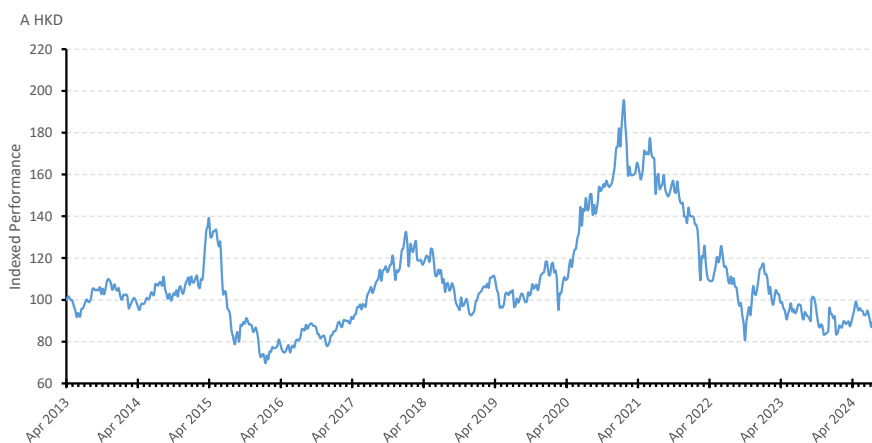
	ISIN	Bloomberg
A USD	HK0000141801	BEACPAU HK
A HKD	HK0000141819	BEACPAH HK
A RMB (Hedged)	HK0000226156	BEACPAC HK

PERFORMANCE

	Cumulative Performance %					Calendar Year Performance %**					Volatility %
	YTD	1 Year	3 Years	5 Years	Since Launch	2023	2022	2021	2020	2019	3 Years (Annualised)
A USD	27.6	21.6	-27.3	10.7	8.6	-17.6	-27.9	-12.8	46.4	21.4	29.3
A HKD	26.9	20.6	-27.5	9.6	8.5	-17.6	-27.8	-12.4	45.8	20.8	28.8
A RMB (Hedged)	24.6	18.1	-31.4	6.7	8.6	-20.4	-28.4	-11.2	47.6	21.1	28.9

**The Fund was launched on 30 September 2021 upon the restructuring of BEA Union Investment Series - BEA Union Investment China Phoenix Fund (the "Predecessor Fund", with inception on 30 April 2013) to the Fund. The performance/ fund price/ dividend record/ Morningstar rating (if applicable) shown on or before the date of the restructuring has been simulated based on the respective information of a unit class of the Predecessor Fund with the same investment objectives, risk profiles, and materially the same fee structures and investment policies of the respective share class of the Fund.

The Predecessor Fund has changed its investment objective since 30 April 2019. Prior to this performance of the Predecessor Fund was achieved under circumstances that no longer apply.



Scan QR code
for fund literature



(852) 3608 0321

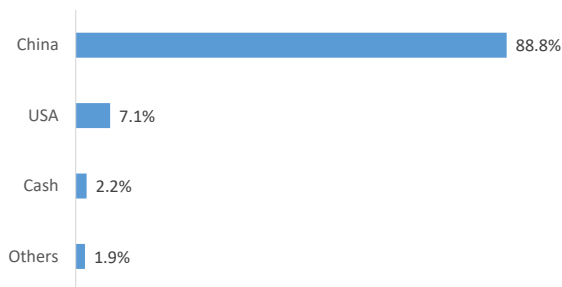


bea-union-investment.com

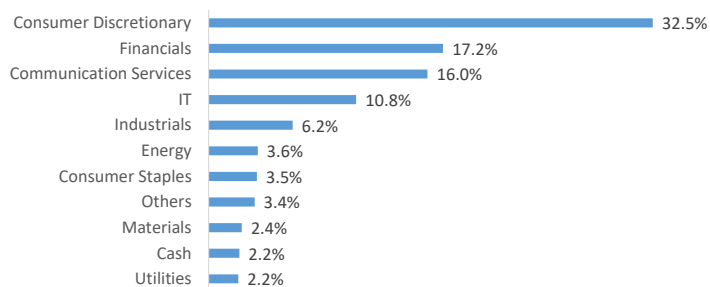


BEA union Investment

GEOGRAPHICAL ALLOCATION - EQUITIES



SECTOR ALLOCATION - EQUITIES



TOP HOLDINGS

Company Name	Market	Weights
Alibaba Group Holding Ltd	China	10.2%
Tencent Holdings Ltd	China	9.7%
Meituan	China	5.6%
China Construction Bank Corp	China	4.3%
PDD Holdings Inc	China	3.8%
JD.com Inc	China	2.4%
NVIDIA Corp	USA	2.3%
Trip.com Group Ltd	China	2.2%
Ping An Insurance Group Co of China Ltd	China	2.1%
NetEase Inc	China	2.0%

Source: Lipper, BEA Union Investment Management Limited

+©2024 Morningstar. The rating is for Class A HKD. The rating is for reference only and should not be construed as buy and sell recommendation of investment.

Performance is calculated in the respective class of denominated currencies on a NAV to NAV basis. Gross income is re-invested. HKD/USD based investors are exposed to foreign exchange fluctuations.

Month-end asset mixes may total greater than/less than 100% due to rounding. As such the values of the geographical and section allocation displayed may not total 100%.

Investments in the Fund are subject to investment risks, including the possible loss of the principal amount invested. For full details and risk factors of the Fund, please refer to the prospectus of the Fund. Investors should also read the prospectus of the Fund for detailed information prior to any subscription. The information contained herein is only a brief introduction to the Fund. Investors should be aware that the price of share may go down as well as up, as the investments of the Fund are subject to market fluctuations and to the risks inherent in all investments. Past performance is not indicative of future performance. The Fund has been authorized by the Securities and Futures Commission ("SFC") in Hong Kong. SFC authorization is not a recommendation or endorsement of a scheme nor does it guarantee the commercial merits of a scheme or its performance. It does not mean the scheme is suitable for all investors, nor is it an endorsement of its suitability for any particular investor or class of investors. This material has not been reviewed by the SFC in Hong Kong.

Issuer: BEA Union Investment Management Limited



Scan QR code
for fund literature



(852) 3608 0321



bea-union-investment.com



BEA union Investment

