

Morningstar Overall Rating⁺ ★★★★★

1. BEA Union Investment Asian Bond and Currency Fund (the "Fund") is subject to general investment risk, Asian market concentration risk, emerging market risk and currency risk.
2. The Fund invests in debt securities and are subject to risks in interest rates, credit/counterparty, downgrading, below investment grade and non-rated securities, volatility and liquidity, valuation and sovereign debt and credit rating which may adversely affect the price of the debt securities.
3. The manager may at its discretion make distributions from income and/or capital in respect of the distributing classes of the Fund. Distributions paid out of capital amount to a return or withdrawal of part of the unitholders' original investment or from any capital gains attributable to that original investment. Such distribution may result in an immediate reduction of the net asset value per unit.
4. In terms of currency hedged class units, adverse exchange rate fluctuations between the base currency of the Fund and the base currency of the currency hedged class units may result in a decrease in return and/or loss of capital for unitholders. Over-hedged or under-hedged positions may arise and there can be no assurance that the currency hedged class units will be hedged at all times or that the manager will be successful in employing the hedge.
5. RMB is currently not a freely convertible currency as it is subject to exchange controls and restrictions. Non-RMB based (e.g. Hong Kong) investors are exposed to foreign exchange risk and there is no guarantee that the value of RMB against the investors' base currencies (for example HKD) will not depreciate. Any depreciation of the RMB could adversely affect the value of investors' investments.
6. The Fund may use financial derivative instruments for hedging and investment purposes which may not achieve the intended purpose and may result in significant losses. Risks associated with derivative instruments include counterparty/ credit risk, liquidity risk, valuation risk, volatility risk and over-the-counter transaction risk.
7. Investors should not make an investment decision based solely on this material.

OBJECTIVE

The Fund seeks regular interest income, capital gains and currency appreciation from an actively managed portfolio primarily investing in debt securities denominated in Asian or other currencies and primarily issued by Asian government or corporate entities.

FUND POSITIONING

- A dynamic bond fund
- Invests primarily in corporate, government, highyield and investment grade bonds in Asia

FUND DETAILS

Base Currency	US\$
Management fee	A&H: 1.20% p.a. I: 0.70% p.a.
Preliminary Charge	A&H: Up to 5.00% I: Nil
Realization Charge	Currently waived
Dealing Frequency	Daily (HK Business days)
Fund Size	US\$ 334 Million

	NAV Per Unit	Launch Date
A USD (Acc)	US\$ 22.93	28 August 2008
A RMB Hgd (Acc)*	RMB 97.16	28 March 2018
A EUR Hgd (Acc)*	EUR 9.28	21 June 2018
A USD (Dis)	US\$ 8.49	28 August 2008
H HKD (Dis)	HK\$ 6.77	01 June 2011
A AUD Hgd (Dis)*	AUS 5.91	30 May 2014
A RMB Hgd (Dis)*	RMB 63.13	30 May 2014
I USD (Acc)	US\$ 10.56	01 December 2017
I HKD (Dis)	HK\$ 63.59	21 May 2019

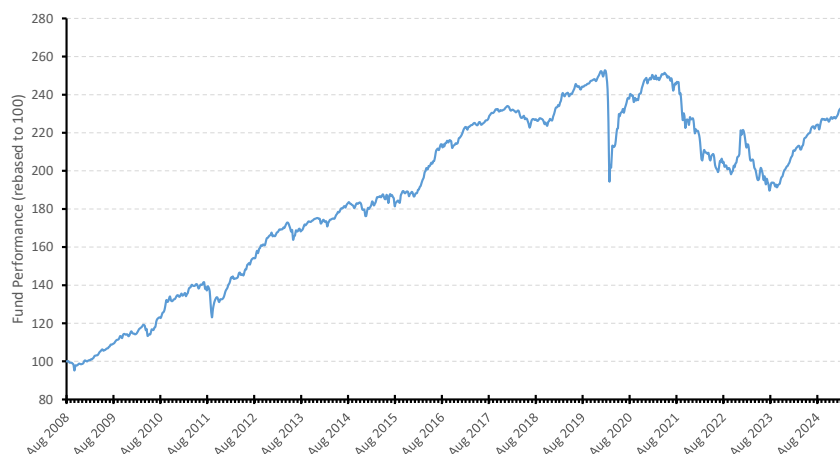
CODES

	ISIN	Bloomberg
A USD (Acc)	HK0000065208	BEABCA HK
A RMB Hgd (Acc)*	HK0000272531	BEARMHA HK
A EUR Hgd (Acc)*	HK0000405735	BEABCAE HK
A USD (Dis)	HK0000065216	BEABCAI HK
H HKD (Dis)	HK0000081361	BEABCHD HK
A AUD Hgd (Dis)*	HK0000162856	BEAAUHD HK
A RMB Hgd (Dis)*	HK0000194263	BEARMHD HK
I USD (Acc)	HK0000081379	BEABCAI HK
I HKD (Dis)	HK0000484854	BEABIHK HK

PERFORMANCE

	Cumulative Performance %					Calendar Year Performance %					Volatility %
	YTD	1 Year	3 Years	5 Years	Since Launch	2024	2023	2022	2021	2020	3 Years (Annualised)
A USD (Acc)	0.7	8.2	9.6	7.9	129.3	13.2	-3.6	-8.1	-8.6	-0.4	7.0
A RMB Hgd (Acc)*	-0.3	5.0	2.2	5.2	-2.8	10.1	-6.6	-7.3	-6.4	0.8	6.9
A EUR Hgd (Acc)*	2.7	9.3	5.0	5.2	-7.2	11.6	-6.3	-10.2	-5.9	-2.1	7.0
A USD (Dis)	0.7	8.3	9.3	7.2	127.8	13.3	-3.6	-8.7	-8.6	-0.4	7.0
H HKD (Dis)	0.4	7.2	7.9	7.1	60.8	12.8	-3.6	-8.6	-8.2	-0.9	7.2
A AUD Hgd (Dis)*	0.1	6.8	5.2	2.1	22.9	12.2	-5.5	-9.0	-8.9	-2.1	7.1
A RMB Hgd (Dis)*	-0.3	5.0	1.5	4.0	38.4	10.1	-6.7	-8.3	-6.4	0.8	6.9
I USD (Acc)	1.6	9.8	12.5	13.3	-21.5	14.1	-3.1	-7.2	-7.6	0.9	6.9
I HKD (Dis)	0.6	7.8	9.6	10.4	-2.9	13.2	-3.1	-8.1	-7.2	-0.4	7.1

A USD (Acc)



DIVIDEND[^]

	Dividend per Unit	Annualized Yield
A USD (Dis)	0.06518	9.0%
H HKD (Dis)	0.05213	9.0%
A AUD Hgd (Dis)*	0.04307	8.5%
A RMB Hgd (Dis)*	0.37750	7.0%
I HKD (Dis)	0.48950	9.0%



Scan QR code
for fund literature



(852) 3608 0321



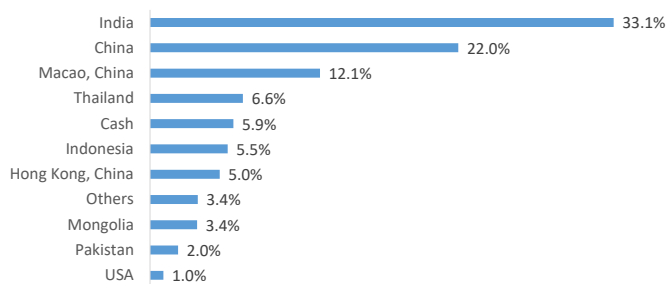
bea-union-investment.com



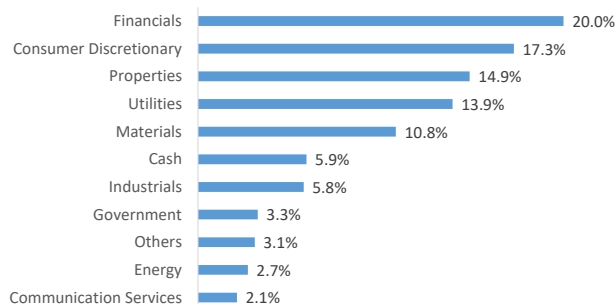
BEA union Investment



GEOGRAPHICAL ALLOCATION - BONDS



SECTOR ALLOCATION - BONDS



TOP HOLDINGS

	Market	Weights
Kasikornbank PCL/Hong Kong 3.34% 02/10/2031	Thailand	2.9%
Bangkok Bank PCL 3.73% 25/09/2034	Thailand	2.9%
Champion Path Holdings Ltd 4.85% 27/01/2028	Macao, China	2.4%
IRB Infrastructure Developers Ltd 7.11% 11/03/2032	India	1.7%
Golomt Bank 11.00% 20/05/2027	Mongolia	1.6%
Greenko Wind Projects Mauritius 7.25% 27/09/2028	India	1.6%
Studio City Finance Ltd 5.00% 15/01/2029	Macao, China	1.6%
CA Magnum Holdings 5.38% 31/10/2026	India	1.5%
Shriram Finance Ltd 6.63% 22/04/2027	India	1.5%
Wynn Macau Ltd 5.63% 26/08/2028	Macao, China	1.4%

*Hgd: Hedged.

+©2025 Morningstar. The rating is for Class A USD (Accumulating). The rating is for reference only and should not be construed as buy and sell recommendation of investment.

^Please refer to the dividend notice available on website for dividend composition information and details. Dividend only applies to distributing classes and is not guaranteed. Past dividend record is not indicative of future dividend likely to be achieved. Annualised dividend yield= (dividend of the current month x 12) / last month end NAV x 100%. Please note that a positive distribution yield does not imply a positive return. Investors should not make any investment decision solely based on information contained in the table above. You should read the relevant offering document (including the key facts statement) of the fund for further details including the risk factors.

SUMMARY STATISTICS

Overall Portfolio	
Yield To Maturity	8.2%
Average Credit Rating	BB-
Investment Grade	10.6%
Non-investment Grade	89.4%
Duration	2.6 Years

Source: Lipper, BEA Union Investment Management Limited

Performance is calculated in the respective class of denominated currencies on a NAV to NAV basis. Gross income is re-invested. HKD/USD based investors are exposed to foreign exchange fluctuations.

Month-end asset mixes may total greater than/less than 100% due to rounding. As such the values of the geographical and section allocation displayed may not total 100%.

Investments in the Fund are subject to investment risks, including the possible loss of the principal amount invested. For full details and risk factors of the Fund, please refer to the explanatory memorandum of the Fund. Investors should also read the explanatory memorandum of the Fund for detailed information prior to any subscription. The information contained herein is only a brief introduction to the Fund. Investors should be aware that the price of units may go down as well as up as the investments of the Fund are object to market fluctuations and to the risks inherent in all investments. Past performance is not indicative of future performance. The Fund has been authorised by the Securities and Futures Commission ("SFC") in Hong Kong. SFC authorisation is not a recommendation or endorsement of a scheme nor does it guarantee the commercial merits of a scheme or its performance. It does not mean the scheme is suitable for all investors nor is it an endorsement of its suitability for any particular investor or class of investors. This material and website have not been reviewed by the SFC in Hong Kong.

Issuer: BEA Union Investment Management Limited



Scan QR code
for fund literature



(852) 3608 0321



bea-union-investment.com



BEA union Investment

