

Morningstar Overall Rating\* ★★★

1. BEA Union Investment Asia Strategic Growth Fund (the "Fund") is subject to equity markets risk such as changes in investment sentiment, political, economic and social environment and liquidity and volatility in the equity markets.
2. The Fund invests in emerging markets may involve a greater risk of loss than investing in more developed markets due to greater political, tax, economic, foreign exchange, liquidity and regulatory risks, and investments tend to be more volatile than developed markets.
3. The Fund may expose to currency risk which may affect the performance of the Fund due to movements in the exchange rate between the currencies in which the assets are held and HK dollars (the denomination of the Fund).
4. The Fund may acquire financial futures, options and forward contracts for hedging purposes. In an adverse situation, the Fund's use of financial futures, options and forward contracts may become ineffective in achieving hedging and the Fund may suffer significant losses.
5. Investors should not make an investment decision based solely on this material.

## OBJECTIVE

The Fund is to provide investors with long term capital growth in HK dollar terms through investing in a diversified portfolio primarily consisting of securities (i.e. at least 70% of its net asset value) that are either (a) listed in the Asia Pacific region or (b) issued by companies that are incorporated in the Asia Pacific region or companies which have significant operations in or derive a significant portion of revenue or profits from the Asia Pacific region (excluding Japan).

## FUND POSITIONING

- Combine top-down macro-economic analysis for country and sector allocations, and bottom-up securities selection
- A portfolio which is well-diversified across different countries and sectors in the Asia Pacific ex-Japan region

## FUND DETAILS

Base Currency	HK\$
Management fee	1.5% p.a.
Preliminary Charge	Up to 5.00%
Realization Charge	Currently waived
Dealing Frequency	Daily (HK Business days)
Fund Size	HK\$ 1905 Million

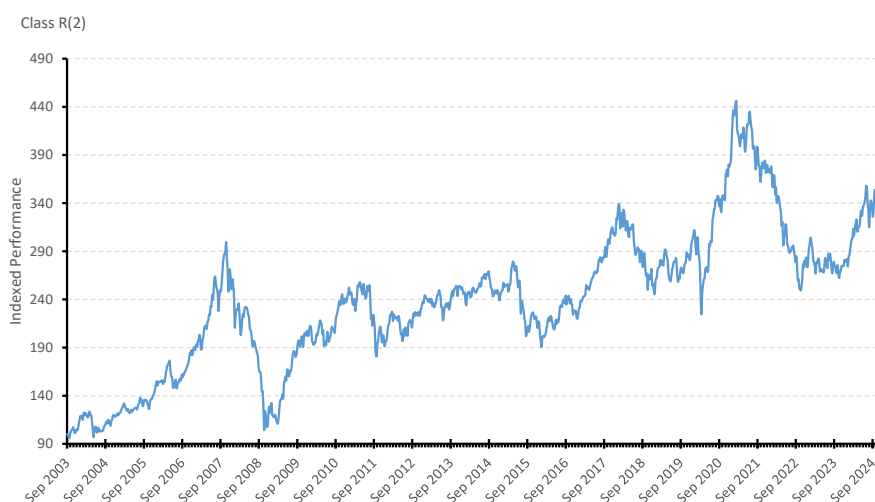
	NAV Per Unit	Launch Date
Class R(2)	US\$ 43.69	08 September 2003
Class I(3)	US\$ 12.15	16 November 2022

## CODES

	ISIN	Bloomberg
Class R(2)	HK0000065091	BEACASG HK
Class I(3)	HK0000873726	CLSI3PL HK

## PERFORMANCE

	Cumulative Performance %					Calendar Year Performance %					Volatility %
	YTD	1 Year	3 Years	5 Years	Since Launch	2023	2022	2021	2020	2019	3 Years (Annualised)
Class R(2)	15.0	19.8	-10.4	18.2	230.5	4.9	-27.3	-4.8	31.1	19.4	17.2
Class I(3)	15.8	20.7	N/A	N/A	21.5	5.7	N/A	N/A	N/A	N/A	N/A



Scan QR code  
for fund literature



(852) 3608 0321



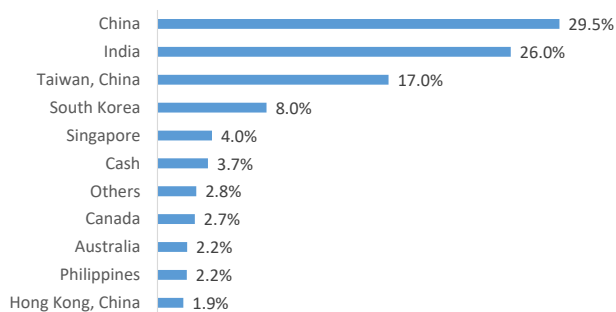
bea-union-investment.com



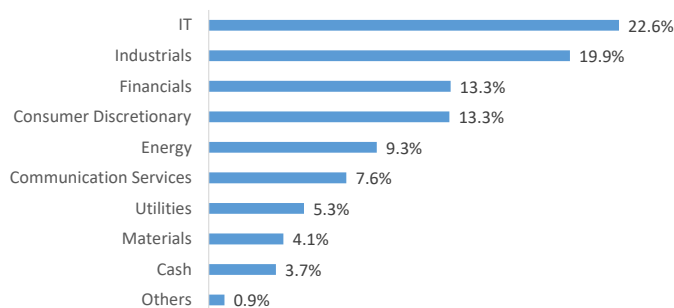
BEA union Investment



## GEOGRAPHICAL ALLOCATION - EQUITIES



## SECTOR ALLOCATION - EQUITIES



## TOP HOLDINGS

Company Name	Market	Weights
Taiwan Semiconductor Manufacturing Co Ltd	Taiwan, China	9.5%
ICICI Bank Ltd	India	4.0%
Power Grid Corp of India Ltd	India	3.0%
Tencent Holdings Ltd	China	3.0%
Alibaba Group Holding Ltd	China	2.9%
SK Hynix Inc	South Korea	2.7%
Bharti Airtel Ltd	India	2.4%
Meituan	China	2.3%
Aegis Logistics Ltd	India	2.0%
Trip.com Group Ltd	China	2.0%

With effect from 3 November 2014, Class B was renamed as Class R.

With effect from 15 January 2024, Class R was renamed as Class R(2).

+©2024 Morningstar. The rating is for Class R(2). The rating is for reference only and should not be construed as buy and sell recommendation of investment.

On 5 July 2013, base currency of the Fund was changed to HK\$.

Source: Lipper, BEA Union Investment Management Limited

Performance is calculated in USD on a NAV to NAV basis. Gross income is re-invested.

Month-end asset mixes may total greater than/less than 100% due to rounding. As such the values of the geographical and section allocation displayed may not total 100%.

\*Class I shares are only available to institutional investors and are subject to the fee structure as disclosed in the offering documents.

Investments in the Fund are subject to investment risks, including the possible loss of the principal amount invested. For full details and risk factors of the Fund, please refer to the explanatory memorandum of the Fund. Investors should also read the explanatory memorandum of the Fund for detailed information prior to any subscription. The information contained herein is only a brief introduction to the Fund. Investors should be aware that the price of units may go down as well as up as the investments of the Fund are subject to market fluctuations and to the risks inherent in all

investments. Past performance is not indicative of future performance.

The Fund has been authorised by the Securities and Futures Commission ("SFC") and approved by the Mandatory Provident Fund Schemes Authority in Hong Kong. SFC authorisation is not a recommendation or endorsement of a scheme nor does it guarantee the commercial merits of a scheme or its performance. It does not mean the scheme is suitable for all investors nor is it an endorsement of its suitability for any particular investor or class of investors. This material and website have not been reviewed by the SFC in Hong Kong.

Issuer: BEA Union Investment Management Limited



Scan QR code  
for fund literature

(852) 3608 0321

bea-union-investment.com



BEA union Investment