

Morningstar Overall Rating **★★★★**

1.BEA Union Investment Global Equity Fund (the "Fund") is subject to equity markets risk such as changes in investment sentiment, political, economic and social environment and liquidity and volatility in the equity markets.  
2.The Fund invests in emerging markets tend to be more volatile than developed markets.  
3.The Fund is subject to concentration risk of investing in the United States and may have adverse effects from any single economic, political or regulatory event than a diversified portfolio.  
4.The Fund may have a substantial investment in Europe securities. The impact of adverse economic and financial problems in Europe may adversely affect the value of the Fund.  
5.The Fund may expose to currency risk which may affect the performance of the Fund due to movements in the exchange rate between the currencies in which the assets are held and HK dollars (the denomination of the Fund).  
6.The Fund may acquire financial futures, options and forward contracts for hedging purposes. In an adverse situation, the Fund's use of financial futures, options and forward contracts may become ineffective in achieving hedging and the Fund may suffer significant losses.  
7.Investors should not make an investment decision based solely on this material.

OBJECTIVE

The Fund is to provide investors with long term capital growth through investing in a diversified global portfolio.

FUND POSITIONING

- Combine top-down macro-economic analysis for sector allocation, and bottom-up securities selection
- A portfolio which is well-diversified across different sectors in the global markets

FUND DETAILS

Base Currency	HK\$
Management fee	1.50% p.a.
Preliminary Charge	Up to 5.00%
Realization Charge	Currently waived
Dealing Frequency	Daily (HK Business days)
Fund Size	HK\$ 6540 Million

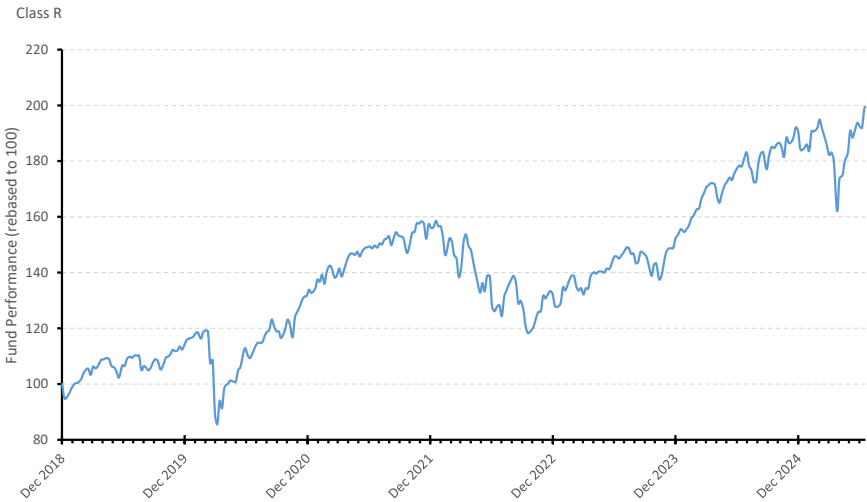
	NAV Per Unit	Launch Date
Class R	HK\$ 199.46	13 December 2018

CODES

	ISIN	Bloomberg
Class R	HK0000324373	BEAIGER HK

PERFORMANCE

	Cumulative Performance %					Calendar Year Performance %					Volatility %
	YTD	1 Year	3 Years	5 Years	Since Launch	2024	2023	2022	2021	2020	3 Years (Annualised)
Class R	8.4	12.3	58.1	81.4	99.5	18.3	20.6	-18.5	17.5	15.4	14.6



Scan QR code  
for fund literature



(852) 3608 0321



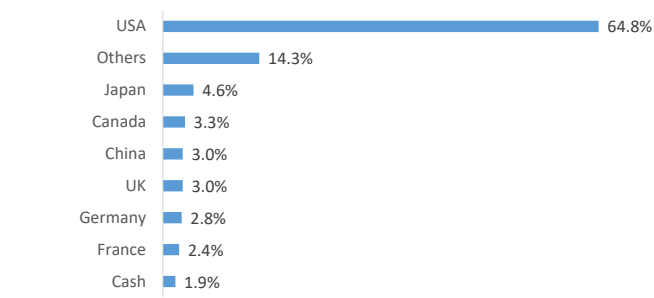
bea-union-investment.com



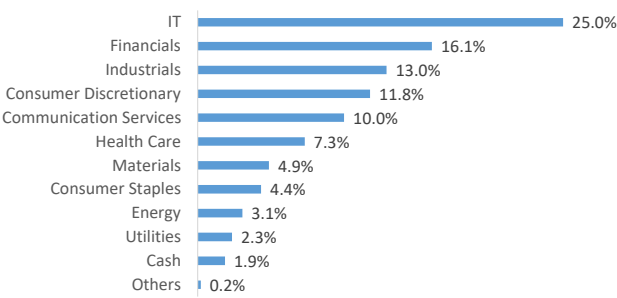
BEA union Investment



GEOGRAPHICAL ALLOCATION - EQUITIES



SECTOR ALLOCATION - EQUITIES



TOP HOLDINGS

	Market	Weights
NVIDIA Corp	USA	5.3%
Microsoft Corp	USA	4.7%
Apple Inc	USA	3.8%
Meta Platforms Inc	USA	2.6%
Amazon.com Inc	USA	2.4%
JPMorgan Chase & Co	USA	1.5%
Broadcom Inc	USA	1.4%
Netflix Inc	USA	1.4%
Tesla Inc	USA	1.2%
AbbVie Inc.	USA	1.0%

+©2025 Morningstar. The rating is for Class R. The rating is for reference only and should not be construed as buy and sell recommendation of investment.

Source:Lipper,BEA Union Investment Management Limited

Performance is calculated in the respective class of denominated currencies on a NAV to NAV basis. Gross income is re invested. HKD/USD based investors are exposed to foreign exchange fluctuations.

Month-end asset mixes may total greater than/less than 100% due to rounding. As such the values of the geographical and section allocation displayed may not total 100%.

Investments in the Fund are subject to investment risks, including the possible loss of the principal amount invested. For full details and risk factors of the Fund, please refer to the explanatory memorandum of the Fund. Investors should also read the offering document (including the key facts statement) of the Fund for detailed information prior to any subscription. The information contained herein is only a brief introduction to the Fund. Investors should be aware that the price of units may go down as well as up as the investments of the Fund are subject to market fluctuations and to the risks inherent in all investments. Past performance is not indicative of future performance. The Fund has been

recommendation or endorsement of a scheme nor does it guarantee the commercial merits of a scheme or its performance. It does not mean the scheme is suitable for all investors nor is it an endorsement of its suitability for any particular investor or class of investors. This material and website has not been reviewed by the SFC in Hong Kong.

Issuer: BEA Union Investment Management Limited



Scan QR code  
for fund literature



(852) 3608 0321



bea-union-investment.com



BEA union Investment

